



PRODUCT CATALOGUE



**Inverters | Batteries | Solar PCUs | Online UPSs | EV Chargers |
Lithium Batteries | Solar Inverters | Solar Panels | Solar Structure**



www.upsINVERTER.COM

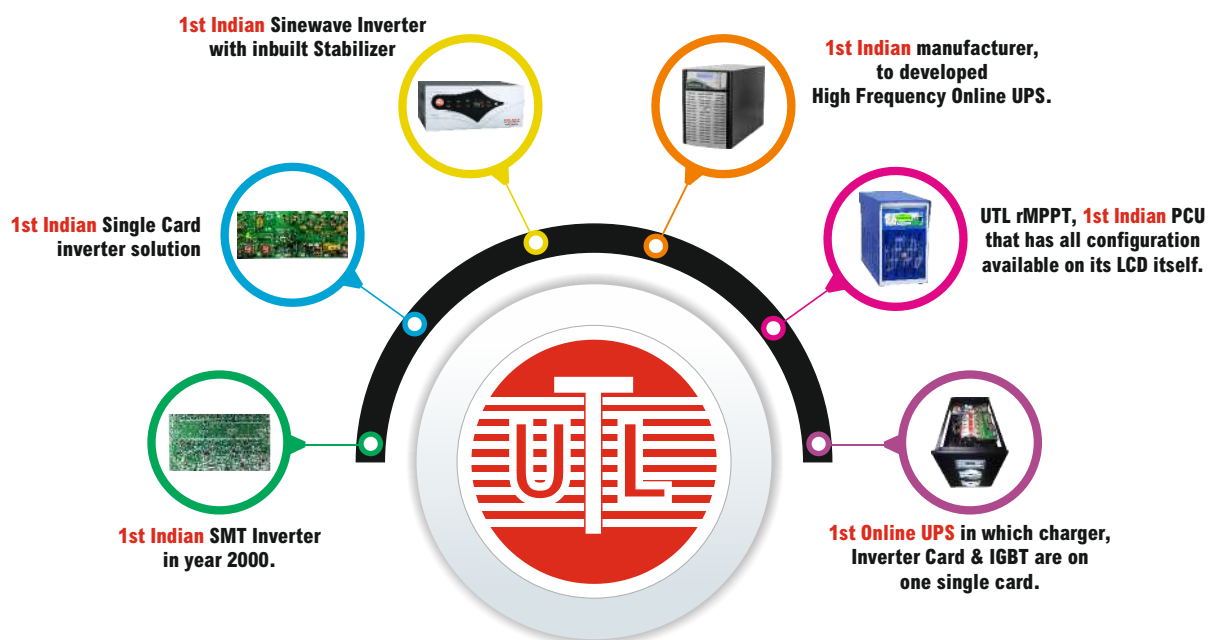




ABOUT UTL

UTL was founded in the year 1996 by 2 proficient engineers **Mr Yogesh Dua** and **Mr Pawan Garg**. UTL is one of the leading brand in power back-up and power generation in India. UTL offers wide range of quality products, has 4 manufacturing units, strong network of distributors and dealers across the globe and highly motivated workforce. We are offering excellent R&D services through the team of more than 60+ R&D professionals and exporting R&D services & UL Certified products to various countries including USA. As the company values long term relationship, our stakeholders and even customers have very long association with UTL.

Some remarkable milestones covered by UTL are...





UTL in 2023-2024

4

Manufacturing Units

28

Years Old Brand

60+

Strong R&D Team

120

kVA- We made upto 120kVA Capacity

3000+

Associated Man Power

500+

Distributor in INDIA

3600+

Dealers in INDIA

5000000+

Satisfied UTL Consumers

9.2 Bn

UTL Turnover

Manufacturing Energetic Excellence

SOLAR PANEL PLANT, NOIDA, UP



Scan and
View Plant Video



BATTERY PLANT, BAWAL, HARYANA



Scan and
View Plant Video



INVERTER PLANT, PARWANOO, HP



Scan and
View Plant Video



Home UPS/Inverter	Range	Application
TAQNIA SMART INVERTER	TQ1012 - TQ5048 7.5kVA-10kVA	
rMPPT Solar Inverter	Range	Application
GAMMA+ LiON GAMMA+ SUN PLUS PRO	1000VA 1000VA - 3000VA SPP 920 - SPP1420	
SUN PLUS HELIAC	SUN PLUS 690VA- SUN PLUS 1860 850VA - 3500VA	
rMPPT Solar PCU	Range	Application
ALFA+ SIGMA Hybrid PCU ZETA Hybrid PCU MARS Online STAR Online	2kVA to 20kVA 2kVA to 15kVA 7.5kVA to 50kVA 10kVA to 20kVA 25kVA to 120kVA	 Petrol Pump, Hospital, Server, Commercial & Industrial
Solar Charger Models	Range	Application
SMU (PWM) SMU (rMPPT) PWM SOLAR CHARGER	12V/24V-50A 12V/24V-40A 12V/24V-10A & 20A	
Online UPS	Range	Application
DEEP IMPACT / High Freq. UPS ALFA PFC MARS STAR PFC	1kVA to 10kVA 3kVA to 10kVA 5kVA to 20kVA 25kVA to 120kVA	
Power Back-Up Batteries & PANEL	Range	Application
Inverter Tubular Battery Solar Tubular Battery Solar Panel (Mono & TOPCON)	100Ah to 200Ah 40Ah to 300Ah 40W to 670W	
EV Battery & Charger	Range	Application
E-rickshaw Battery Charger Two Wheeler Battery Charger Lithium-Ion Battery	48V-16A/18A, 60V-15A, 48V-20A Li-Ion 48V/6A/8A/10A & 60V/8A & 72V/10A 12.8V-240V/100Ah & 240V-200Ah	
VFD DRIVE	Range	Application
VFD DRIVE	1Hp - 30Hp	

TAQNIA

Model Available
TQ1012 - TQ5048



Features

- Single Card Reliability with DSP Technology.
- Sinewave Output
- Multi Color LCD Display.
- Frequency Available : 50/60Hz.
- Smart Battery Charging with Setable all Parameters.
- Best Regulated Output.
- Battery Charging at Low Voltage.
- Maintain Battery Health for Longer Life.
- Compatible with DG as an Input Source.
- Compatible for Computer Load.



SMART INVERTER

Rating Available :
7.5kVA-10kVA



Features

- Pure Sinewave Output Voltage.
- IGBT Based Inverter and Charger.
- User-friendly LCD Display.
- MCB for protection from Input mains.
- Supports a wide battery range, i.e. Flat Plate, Tubular & VRLA (SMF).
- Protection against short-circuit, reverse phase, battery over-charge, over temperature, etc.
- Installation and maintenance are friendly.



Solar Home INVERTER

HELIAC

Model Available
HI1050 TO HI4000



Features

- Inbuilt PWM Solar Charge Controller.
- Multi-Colour LCD Display.
- Freq.-Available 50 & 60Hz.
- Charging Multi Stage (Bulk, Absorption & Float) Auto Equalize in a month.
- Solar Priority of load & Battery Charging.
- Preference to Solar Power over Grid Power.
- Pure sine wave output.
- Compatible with DG as an input Source.
- Compatible with IT Load.
- Compatible with SMF, Gel & Tubular Batteries.
- Priority Selection - PCU, Smart & Hybrid for Saving Energy and Money.



SUN PLUS

Model Available
SUN PLUS 960 TO SUN PLUS 1860



Features

- Maintain Battery Health for longer life.
- Modified Sine wave output.
- Built-in IT Mode.
- Easy Installation & Low Maintenance.
- Battery Charging with Multi stage (Bulk, Absorption & Float) Auto Equalize in a month.
- Protections : RBP, RSPV, OVL, BL, BH, S.Ckt, I/P HV & LV, OHT.
- Inbuilt PWM Solar Charge Controller.
- Can operate without Solar.
- Priority Mode Selection - PCU, Hybrid & Smart for Saving Energy and Money.



GAMMA⁺ LiON

Wall Mountable rMPPT Solar PCU
with Built-in LiFePO4 Battery

Model Available

GAMMA+ Li-ON 1200



Features

- Pure sine wave output.
- Built in rMPPT Charge Controller.
- Support 1000Watt Solar Panel
- Multi-colour LCD Display.
- Preference to Solar Power over Grid Power.
- Zero battery maintenance & Long battery life.
- Multi functional smart switches
- Compatible with DG as an Input Source.
- Compatible with IT Load.
- Priority Selection - PCU, Smart & Hybrid for Saving Energy & Money.



GAMMA⁺

Range Available

1000VA to 3000VA



Features


- Controller based design, Pure Sine Wave, Built in rMPPT Charge Controller.
- Multi-colour LCD Display.
- Freq.: Available - 50Hz & 60Hz.
- Charging Multi Stage (Bulk, Absorption & Float)
- Solar Priority of load & Battery Charging.
- Preference to Solar Power over Grid Power.
- Compatible with DG as an input Source.
- Compatible with IT Load.
- Priority Selection - PCU, Smart & Hybrid for Saving Energy and Money.



SUN PLUS PRO

(rMPPT Solar Home PCU)

Model Available : SPP 920 TO SPP 1420



Features

- Inbuilt rMPPT Solar Charge Controller.
- Built-in IT mode.
- Best Regulated output.
- Protections : RBP, RSPV, OVL, BL, BH, S.Ckt, I/P HV & LV, OHT.
- Battery Charging with Multi stage (Bulk, Absorption & Float) Auto Equalize in a month.
- Priority Mode Selection 1) Hybrid 2) Smart For Saving Energy & Money.
- Can Operated without Solar.
- LED Display for Operation & Fault.
- Charging in Low Voltage 90V.
- Support 12V and 24V panels in a 12V system.
- Charging in Low Voltage 90V.



ALFA⁺

1Øin-1Øout

Range Available

2kVA-20kVA



Features

- Single card DSP based design and inbuilt rMPPT Charge Controller.
- Pure Sine Wave Output with best Regulated Output Voltage.
- Maximum Preference to Solar and Intelligent Charging Sharing.
- NLSD, Grid Charging and IT Mode Enable / Disable by LCD.
- Compatible with all PV Arrays having Different no. of Cells (36/60/72/144 cells).
- rMPPT peak efficiency 99% and High Reliability.
- DC and AC Energy Meter
- Wi-Fi based Remote Monitoring (GSM optional)
- User friendly and easy accessible LCD Display with all AC & DC Parameter configurable by display switches
- Priority based working modes- SMART | PCU HYBRID (for saving energy & money).



Hybrid Solar PCU

SIGMA

1Øin-1Øout

Range Available

2kVA-15kVA



Features

- DSPic based Pure Sine Wave Design.
- Inbuilt rMPPT charge controller (upto 30% more efficient).
- Grid Interactive.
- Grid Export Mode, NLS, Grid Charging & IT Load - Enable/Disable by Display Switch.
- 30 days data logs inbuilt and AC & DC energy meter inbuilt.
- Wi-Fi monitoring (GSM Optional).
- User Friendly & Easily accessible LCD Display with all AC and DC Parameter Configurable by Display Switches
- User Friendly Control :- Output Voltage, Chg. Voltage - SPV/Grid, Chg. Current - SPV/Grid, Grid Reconnect, Batt. Low.
- Reverse AC Voltage Protection.
- Priority based working modes - Smart/PCU/Hybrid (for saving energy & money).



ZETA

3Øin-3Øout

Range Available

7.5kVA to 50kVA



Features

- DSPic based Pure Sine Wave Design.
- Inbuilt rMPPT charge controller (upto 30% more efficient*).
- Grid Interactive.
- Grid Export Mode, Grid Charging & IT Load - Enable/ Disable by Display Switch.
- 31 days data logs inbuilt and AC & DC energy meter inbuilt.
- Wi-Fi monitoring (GSM Optional).
- User Friendly Control :- Output Voltage, Chg. Voltage - SPV/Grid, Chg. Current - SPV/Grid, Grid Reconnect, Batt. Low.
- Reverse AC Voltage Protection.
- Priority based working modes - Smart/PCU/Hybrid (for saving energy & money).



MARS

3Øin-1Øout & 3Øin-3Øout

Range Available

10kVA to 20kVA



Features

- Single card DSPic based design and inbuilt rMPPT Charge Controller.
- Output Pure Sine Wave with Constant Voltage.
- Inbuilt Isolation Transformer and noiseless in Operation.
- rMPPT peak efficiency 99% and High Reliability.
- Intelligent Charge Sharing.
- Robust design-20yrs Product Life.
- Configurable Priority -
 - a) Solar/Battery/Grid b) Solar/Grid/Batt
- AC and DC Parameter Configurable from LCD.
- Ethernet based Remote Monitoring.
- High Surge Capability (up to 300%) for starting heavy load.



STAR

3Øin-1Øout & 3Øin-3Øout

Range Available

25kVA to 120kVA



Features

- DSPic based design Pure Sine Wave.
- Built in up to 300Amps rMPPT Charge Controller.
- Robust design-20yrs Product Life.
- Configurable Priority -
 - a) Solar/Batt./Grid b) Solar/Grid/Batt
- Intelligent Charge Sharing.
- User Configurable Parameters AC & DC.
- Constant Output Voltage.
- Inbuilt Isolation Transformer.
- IEC : 61643-1/11.



SOLAR MANAGEMENT UNIT



rMPPT SMU
Range Available
12V / 24V - 40A



PWM SMU
Range Available
12V / 24V - 50A

Features

- High Speed and High Performance Microcontroller.
- High Reliability with Longer Operational Life.
- Inbuilt Protection to avoid Battery Undercharge and Over Charge.
- Automatic Voltage Selection for 12V or 24V.
- Solar Prioritization.
- Compact Design with Wall Mounting.
- Eco Friendly.



SOLAR CHARGER CONTROLLER



PWM (LCD)
Range Available
12V / 24V - 20A



PWM
Range Available
12V / 24V - 10A

Features

- Controller Based PWM Technology.
- Works Efficiently.
- LED Indications.
- Battery Auto Detection.
- Over Charging Current Protection.
- Over Charging Voltage Protection.
- Battery Reverse Protection.
- Battery Deep Discharge Protection.
- Overload Protection.
- SPV Reverse Polarity Protection.
- Reverse current flow from Battery Solar Array Protection.



Grid Tie

Single & Three Phase

Range Available 1kW - 136kW



Features

- Low startup Voltage
- PV overload upto 30%
- DC switch available on above 4.2kW
- Wide AC Voltage Range (160V to 290V)
- Working Temperature upto 65°C
- AC & DC Side Type-II 20kA SPD (Double Surge Protection)
- Less Noise Emission >25dB
- Remote Monitoring through UTL SOLAR App
- High MPPT Efficiency upto 99%
- Power Export Limiting
- Easy Installation Low Maintenance



ONGRID INVERTER

ALFA

1Øin-1Øout

Range Available
3kVA to 10kVA



Features

- Pure Sine wave output.
- IGBT based charger.
- Double Conversion True Online UPS Design.
- Single card advance DSP based design,
- Better Input power factor with PFC.
- Inbuilt Isolation Transformer.
- Durability & High Performance.
- Cost Efficient & Service friendly.
- Manual and Static Bypass available.
- Short Circuit, Lightening and Surge Protections.
- Compatible with GENSET.



MARS

3Øin-1Øout & 3Øin-3Øout

Range Available
5kVA to 20kVA



Features

- Advance DSP based design Pure Sine Wave.
- IGBT based charger.
- Double Conversion True Online UPS design.
- Better input power factor with a PFC.
- Inbuilt Isolation Transformer.
- Durability & High Performance.
- More than 90% efficiency and service friendly.
- Manual and Static bypass available.
- Short Circuit Protections.
- Compatible with GENSET.
- Communication – Ethernet.
- Protection : OVL, BL, OBC, IHV, ILV.



STAR

3Øin-1Øout & 3Øin-3Øout

Range Available
25kVA to 120kVA



Features

- Double Conversion True Online UPS design.
- Advance DSP based design Pure Sine Wave output.
- Better input power factor with a PFC.
- Inbuilt Isolation Transformer.
- Durability & High Performance.
- More than 90% efficiency and service friendly.
- Manual Bypass available.
- Short Circuit and Surge Protections by SPD.
- Compatible with GENSET.
- Communication – Ethernet.
- Protection : OVL, BL, OBC, IHV, ILV.



3Ø Lift / Elevator UPS

Range Available :
6kVA/72V



Features

- With Inbuilt ARD Features.
- High Reliability with DSP Sine Wave Technology.
- Less maintenance & eco-friendly.
- Input 3-phase Sequencing Protection (Selectable).
- Smart LCD Display with LED indications.
- Facility for manual bypass.
- Load sensing with smart control.
- Selectable change over time (0-30Sec).



ELECTRIC THREE WHEELER BATTERY CHARGER

Range Available
48V / 16A & 18A, 60V / 15A
Lithium Ion Charger-
48V / 20A



Features

- Robust Cabinet with Robust Anderson Connector.
- SMPS based fully Automatic.
- Easy to understand Digital Display.
- Digital Control Circuit with Powerful-Micro controller.
- Perfect Charging at 160V to 280V.
- Phase to Phase Protection (440V) Available.



ELECTRIC TWO WHEELER CHARGER

Available in
48V/6A, 8A & 10A,
60V/8A & 72V/10A



Features

- SMPS based fully Automatic.
- Digital Control Circuit with Powerful Micro controller.
- Perfect Charging at 180V to 280V/300V.
- Output DC Lead with 3Pin Computer Socket
- Intelligent Charging with Auto cut.



EV CHARGER

Range Available
48V-30A/40A 35A/30A and CAN



Features

- High efficiency and highest power density
- Lower interference and excellent susceptibility
- give module better reliability
- Digitalized control
- High reliability design
- Disconnect mains when hazardous input
- Excellent EMC performance



DC-DC CONVERTER

Range Available 12V /10A & 15A



Features

- Designed to meet adverse Indian climatic condition.
- Input Reverse Connection Protection (Internal fuse).
- Best performance due to High Efficient PWM.
- Low Battery cut off.
- Output Short Circuit Protection.
- Waterproof, IP65.
- Light weight.
- Aluminum Alloy Cabinet with good heat dissipation and shock absorption.





INVERTER BATTERY

Range Available 100Ah to 200Ah



Features

- Tall Tubular Inverter batteries provide a steady performance with affordable cost to the customer.
- Environmental friendly aqua trap vent plugs ensuring low acidic fumes.
- Highly reliable compared to normal flat plate batteries.
- Perform consistently under any conditions hence suitable for sensitive and heavy applications.
- Faster charging is one the notable feature in Tubular batteries.
- Low maintenance-very low water topping up required.



SOLAR TUBULAR BATTERY

Range Available 40Ah to 300Ah



Features

- Unique Tubular/Net Positive plates designed for Longer Life.
- Superior Active Material & Special Alloy Used For Low Maintenance of the Battery.
- Plate Designed with Special Additives to get Quick Recovery from deep Discharge.
- Float vent plug for Electrolyte Level Indicator.
- High Acid Volume Per Ampere Hour.
- Life Cycle – 1500@80% DOD.



Li-Ion Battery

Range Available

12.8V-240V - 100Ah & 240V-200Ah




Features

- **Depth of Discharge (DoD).** For lithium batteries, the depth of discharge is 95% or more. Lithium battery using LFP technology.
- **Cycle Life and Lifespan** Lithium batteries are well known for their long lifespan. Lithium's LFP batteries take this performance even further, providing a cycle life of about 3500 cycles. In terms of years, these LFP batteries can last upwards of 10 years.
- **Self Discharge Rate (SDR)** The SDR for a lithium-ion battery is very low, about 1-2% per month. It means that it retains almost all the charge regardless of how long you store it.
- **Energy Density** Lithium battery can supply significantly more energy than a lead-acid battery. Additionally, with a higher depth of discharge 95%-99%, almost the entire battery capacity is available for use.
- High Energy Density • Long Cycle Life • Fast Charging • Deep Discharge Capability
- Built-in Battery Management System (BMS) • Environmentally Friendly
- Low Maintenance • Eco-Friendly Solution • Compact Design



MONO-PERC (Half Cut)

Available in 40W-555W (DCR & NON DCR)




Features

- Half Cut Cells Are More Physically Durable, More Resistant To Cracking Reduce Power Loss increase module efficiency (Mono-Perc efficiency up to 21.7 %)
- 9BB/10BB instead of 5MBB Technology decreases the distance between bus bars and finger grid line which is benefit to power increase.
- Strengthened Mechanical Support 5400 Pa snow load, 2400 Pa wind load
- Quality and Reliability assurance in standard weather condition
- IP68, IP67 For Long Term Endurance
- 27 Years Performance Warranty



TOPCON SOLAR PANEL

Available in 570W-590W



Features

- Half Cut Cells Are More Physically Durable, More Resistant To Cracking Reduce Power Loss increase module efficiency (Topcon up to 23 %)
- Lower degradation rate, ensure consistent power over longer lifespan
- 16BB instead of 10MBB Technology decreases the distance between bus bars and finger grid line which is benefit to power increase.
- Lower Temperature Coefficient
- Higher bifacially, allowing for increased power generation
- Maintain Higher Efficiency in hotter condition
- IP68, IP67 For Long Term Endurance
- 27 Years Performance Warranty



VFD

Available in 1Hp - 30Hp



Features

- Support for driving single-phase 220V and three-phase 220V/380V/415V pumps, 0.4-2.2kW & 0.75-5kW.
- Support for drive three phase 220V /380V/415V pumps for 7.5-15kW rating.
- The inverters automatically start or sleep only after being connected to solar panel without any parameter setting.
- Including PV over voltage protection, PV polarity reverse warning, auto derating against over-temperature etc, which can extend product's life.
- Ensure the solar power tracking efficiency reaches >95%
- Implement auto switch between solar input and grid input, achieved 24-hour unattended work
- Support the GPRS module, which can remote monitor the inverter by using the APP
- Support cabinet product for IP54 protection level.





OUR GLOBAL PRESENCE

The list is growing at a rapid pace, with smile on all our customer's face.



PRESTIGIOUS CUSTOMERS



and Many More...

The Power...

As and when you need it.



**Inverters | Batteries | Solar PCUs | Online UPSs | EV Chargers |
Lithium Batteries | Solar Inverters | Solar Panels | VFD**

FUJIYAMA POWER SYSTEMS PVT. LTD.

📍 Corporate Office :-

63, 2nd Floor Rama Road Opp. Kirti Nagar Metro Station Near Andaaz Banquet, Delhi-110015

Manufacturing Unit :-

Unit 1 : Village Naryal, Near Sec-4 Barrier, Parwanoo, H.P. - 173220

Unit 2 : Plot No 51-52, Sector - Ecotech 1 Extension 1, Greater Noida, Distt-Gautam Budh Nagar, U.P. - 201310

Unit 3 : Sector 6 Industrial Estate, Plot/Shed No. 5 & 14, IMT BAWAL, Phase 1, Bawal, Rewari, Haryana-123501

Unit 4 : 53A/4,6 Rama Road Ind. Area, Near NDPL Grid Office, Delhi - 110015.

📞 For Sales : +91 9250 885 885

✉ sales@utlups.com

For Service : +91 8510 885 885

🌐 www.upsINVERTER.com